

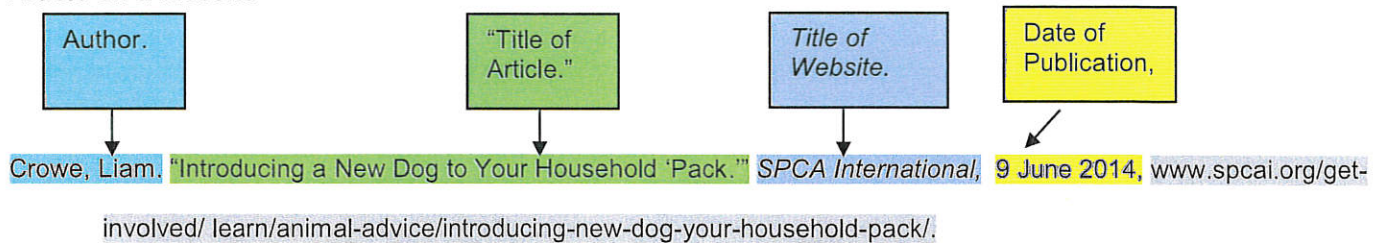
Works Cited Page Requirements:

1. Sources are in ABC Order (Omit articles, such as The, A, and An when alphabetizing)
2. Include your last name and page number, - change to 12 pt. font, Times New Roman (**Header**)
3. Include **heading**: Follow required format
4. Include a title: Works Cited – do not capitalize, underline or put in bold font
5. Double Space and include proper spacing between punctuation/words
6. Properly indent each source (Hanging)
7. Include proper punctuation, spelling, capitalization
8. Publication dates are in proper order. (day, month, year)
9. Article titles are in quotation marks.
10. Web sites are italicized.
11. Each source includes publisher or N.p. followed by a comma
12. Include URL's
13. Do not bullet or number your entries
14. Entire document is Times New Roman and 12 pt. font

MLA Citation Article on a Website

MLA Handbook for Writers of Research Papers, 8th edition

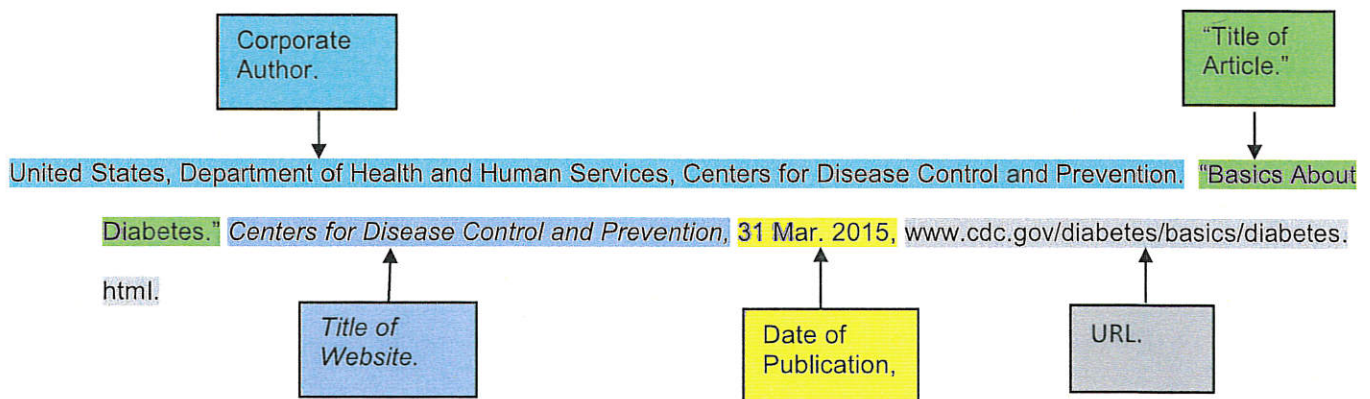
Article on a Website



URL.

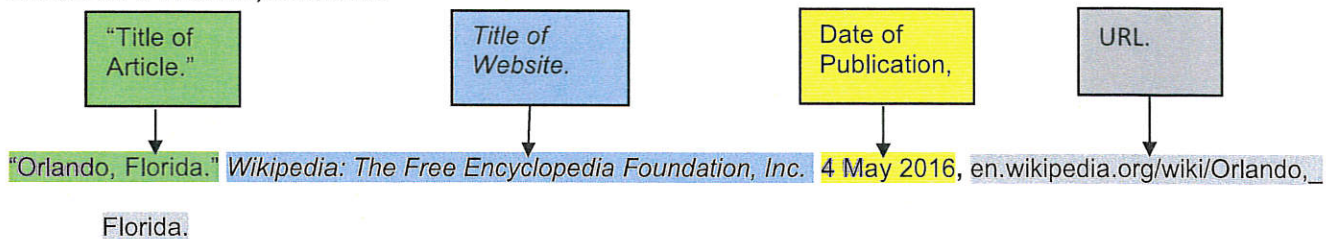
In-text citation: Liam Crowe explains that "text of quotation."
OR
"Text of quotation" (Crowe).

Article on a Website, corporate author



"Text of quotation" (United States).

Article on a Website, no author

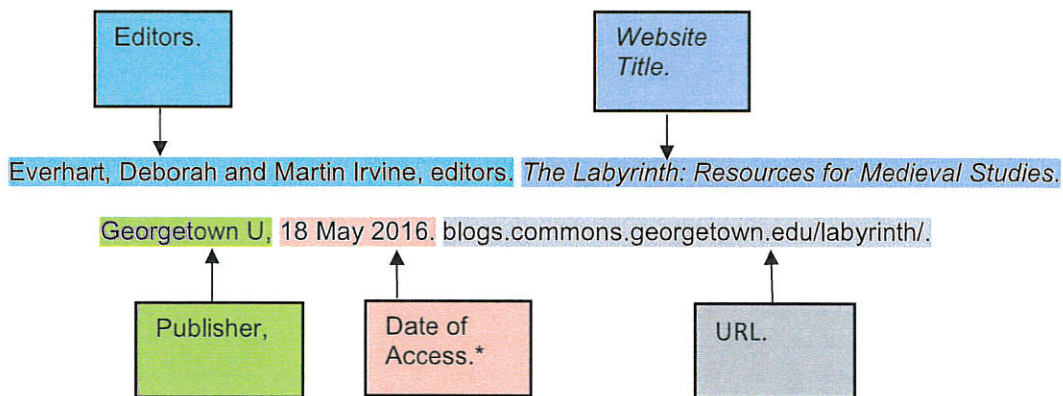


"Text of quotation" ("Orlando, Florida")

MLA Citation Entire Website

MLA Handbook for Writers of Research Papers, 8th edition

Website with an Editor, No Publication Date



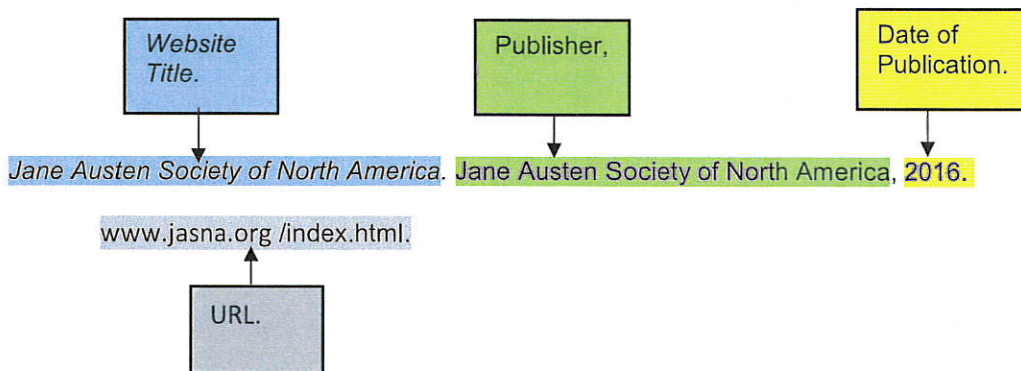
In-text citation: Everhart and Irvine explain that "text of quotation."

OR

"Text of quotation" (Everhart and Irvine).

*The date of access is important when a source doesn't provide a publication date.

Website without an Editor, With a Publication Date



"Text of quotation" ("Jane Austen").

© 2016 Valencia College

Last revised 28 July 2016